

How to access UA Safe Title IX training

Start your Title IX training, “UA Safe,” by going to Blackboard at <https://classes.alaska.edu/>.

Once you are logged in: look under *Courses* (left-hand side of your screen).

In the middle of the window you should see *Current Courses*.

Click on the down arrow and select *Training Courses*.


You should now have the *ua_safe_title_ix_training* that is showing below.

Click on the little arrow and then click *Enroll* as shown below.

After you click on *Enroll* for the course, you will need to *Submit* the request (right-hand side of your screen).

Then click the *OK* in the right-hand corner.

Click on ***Title IX Training Module - Aug. 2022 Update*** as shown below.

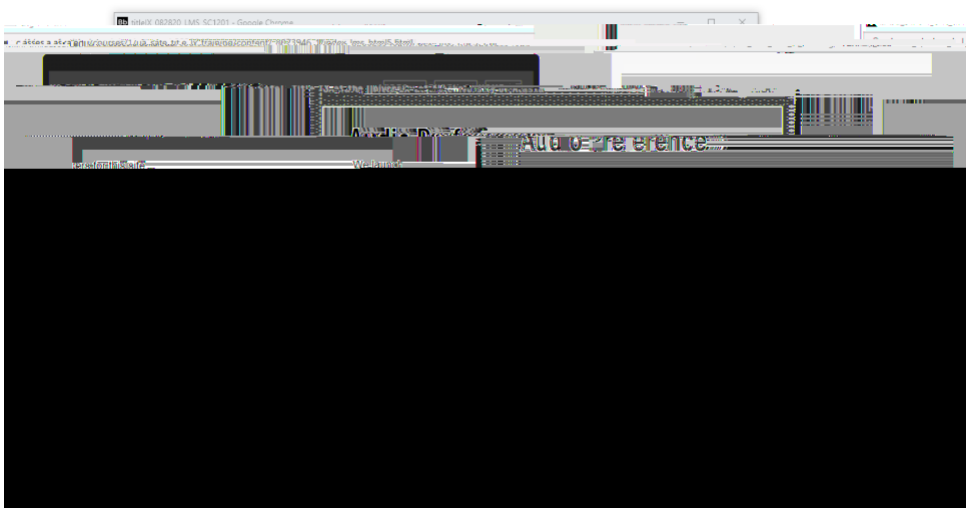


The Course should automatically pop up in a new window and you should see the screen shown below.

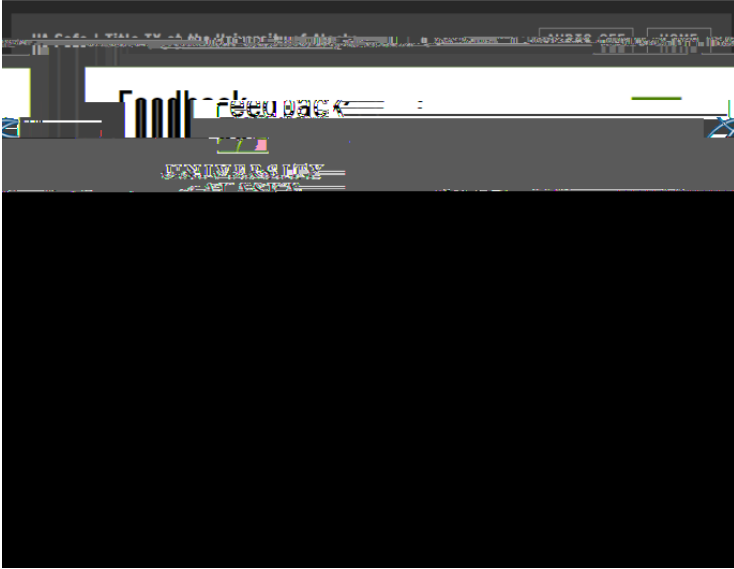
Click ***Launch Course***.



This is the START of your Title IX Training



When you reach slide 65 be sure to click “UA Safe: Title IX Feedback Form” or “Exit to Blackboard” in order to get credit for taking the training.



If you have Technical difficulty make sure you are using Google Chrome as your browser.

OIT can help with any Technical difficulties you may be having please give them a call at 907-450-8300.

If you were unable to find the course or are have questions regarding the training you can email us at uaf-tix@alaska.edu or you can call the main line at 907-474-7300.